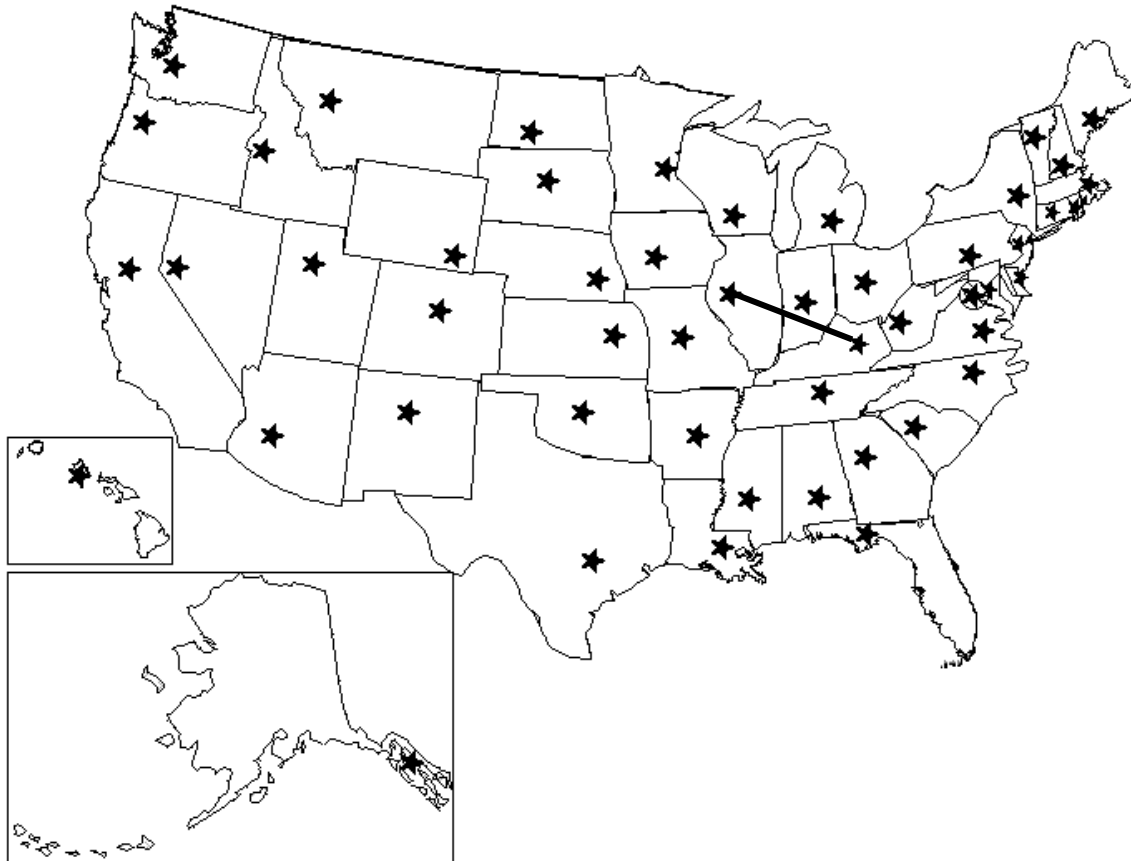


DIRECTIONS: We celebrated the United States of America with our laser program. Let's see if you can find the states on a map. You will connect the stars in specific states to each other with straight lines. The first one, Illinois to Kentucky, has been finished for you. Don't look at a map unless you absolutely have to. Good luck!



1. Arkansas to Michigan	6. South Dakota to Iowa
2. Montana to New Mexico	7. Michigan to Georgia
3. Wyoming to South Dakota	8. Colorado to Oklahoma
4. Oklahoma to Kansas	9. New Mexico to Arizona
5. Washington to Arizona	10. Kansas to Wyoming

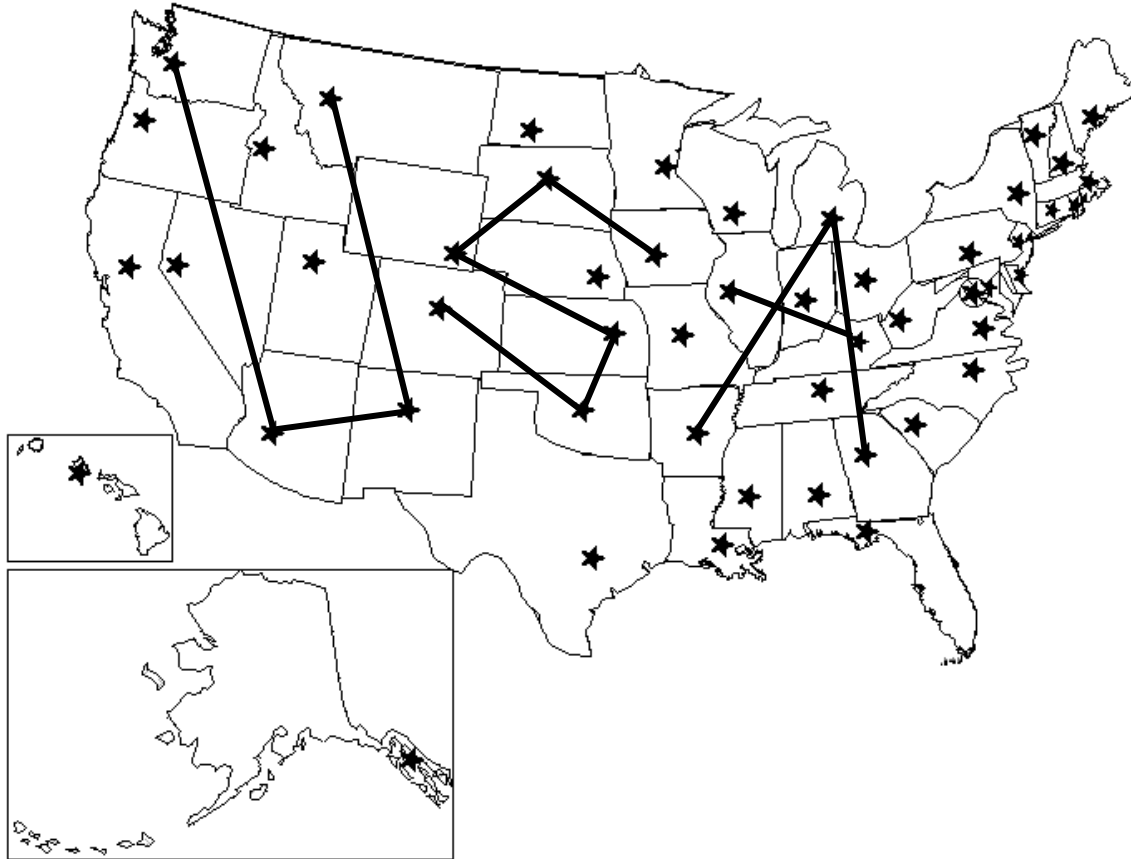
If you have drawn the lines correctly, you should see three letters. If you don't, check your answers and try again.

What letters did you make?

What do those letters stand for?

*****TEACHER ANSWER KEY*****

DIRECTIONS: We celebrated the United States of America with our laser program. Let's see if you can find the states on a map. You will connect the stars in specific states to each other with straight lines. The first one, Illinois to Kentucky, has been finished for you. Don't look at a map unless you absolutely have to. Good luck!



1. Arkansas to Michigan	6. South Dakota to Iowa
2. Montana to New Mexico	7. Michigan to Georgia
3. Wyoming to South Dakota	8. Colorado to Oklahoma
4. Oklahoma to Kansas	9. New Mexico to Arizona
5. Washington to Arizona	10. Kansas to Wyoming

If you have drawn the lines correctly, you should see three letters. If you don't, check your answers and try again.

What letters did you make?

USA

What do those letters stand for?

United States of America

DIRECTIONS: During the American Revolution, secret messages were sent from leaders to each other using codes. See if you can decode a message written using the LIBERTY code. Here is how it works – the first 7 letters of the alphabet are replaced with the word liberty. The rest of the alphabet follows in order, but the letters in the word liberty are left out. Underneath each of the letters in the code, write the letters of the alphabet like normal. Here is your code:

L	I	B	E	R	T	Y	A	C	D	F	G	H	J	K	M	N	O	P	Q	S	U	V	W	X	Z
A	B	C	D	E	F	G	H	I	J	K	L	M	N	O	P	Q	R	S	T	U	V	W	X	Y	Z

To write in the code, replace the letters on the bottom row with the letters above them.
 The word school would be written – PBAKKG
 Laser would be – GLPRO

To solve the code, replace the letters on the top row with the letters on the bottom.
 BKSJQOX is the word country.
 GCIROQX is the word liberty.

See if you can figure out what this says –

LHROCBL QAR IRLSQCTSG _____

Try the FREEDOM code. It works the same way, but since there are 2 E's in freedom, you skip the 2nd e. Here is the FREEDOM code:

F	R	E	D	O	M	A	B	C	G	H	I	J	K	L	N	P	Q	S	T	U	V	W	X	Y	Z
A	B	C	D	E	F	G	H	I	J	K	L	M	N	O	P	Q	R	S	T	U	V	W	X	Y	Z

In this code, school would be written – SEBLLI
 Laser would be – IFSOQ

ELUKTQY is the word country.
 ICROQTY is the word liberty.

Solve this message using the FREEDOM code –

FJOQCEF TBO ROFUTCMUI _____

If you did it correctly, both secret messages should be the same.

Use one of these codes to send a secret message to a friend. Then try to create your own code and see if a friend can solve it.

*****TEACHER ANSWER KEY*****

DIRECTIONS: During the American Revolution, secret messages were sent from leaders to each other using codes. See if you can decode a message written using the LIBERTY code. Here is how it works – the first 7 letters of the alphabet are replaced with the word liberty. The rest of the alphabet follows in order, but the letters in the word liberty are left out. Underneath each of the letters in the code, write the letters of the alphabet like normal. Here is your code:

L	I	B	E	R	T	Y	A	C	D	F	G	H	J	K	M	N	O	P	Q	S	U	V	W	X	Z
A	B	C	D	E	F	G	H	I	J	K	L	M	N	O	P	Q	R	S	T	U	V	W	X	Y	Z

To write in the code, replace the letters on the bottom row with the letters above them.
The word school would be written – PBAKKG
Laser would be – GLPRO

To solve the code, replace the letters on the top row with the letters on the bottom.
BKSJQOX is the word country.
GCIROQX is the work liberty.

See if you can figure out what this says –

LHROCBL QAD IRLSQCTSG AMERICA THE BEAUTIFUL

Try the FREEDOM code. It works the same way, but since there are 2 E's in freedom, you skip the 2nd e. Here is the FREEDOM code:

F	R	E	D	O	M	A	B	C	G	H	I	J	K	L	N	P	Q	S	T	U	V	W	X	Y	Z
A	B	C	D	E	F	G	H	I	J	K	L	M	N	O	P	Q	R	S	T	U	V	W	X	Y	Z

In this code, school would be written – SEBLLI
Laser would be – IFSOQ

ELUKTQY is the word country.
ICROQTY is the word liberty.

















Solve this message using the FREEDOM code –

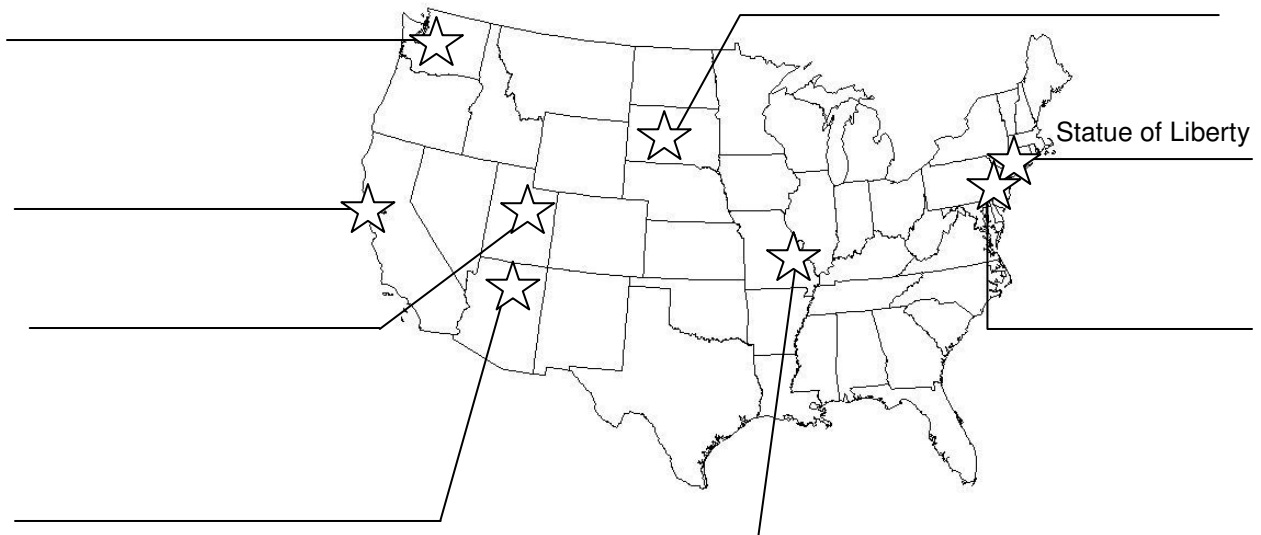
FJOQCEF TBO ROFUTCMUI AMERICA THE BEAUTIFUL

If you did it correctly, both secret messages should be the same.

Use one of these codes to send a secret message to a friend. Then try to create your own code and see if a friend can solve it.

















DIRECTIONS: During the laser program, you saw pictures of many famous American monuments and landmarks. Below are pairs of landmarks. One is located inside the United States and the other is located somewhere else in the world. Circle the one that is in the United States. Then for a bonus, see if you can label each American landmark on the map below. The first one has been done for you.

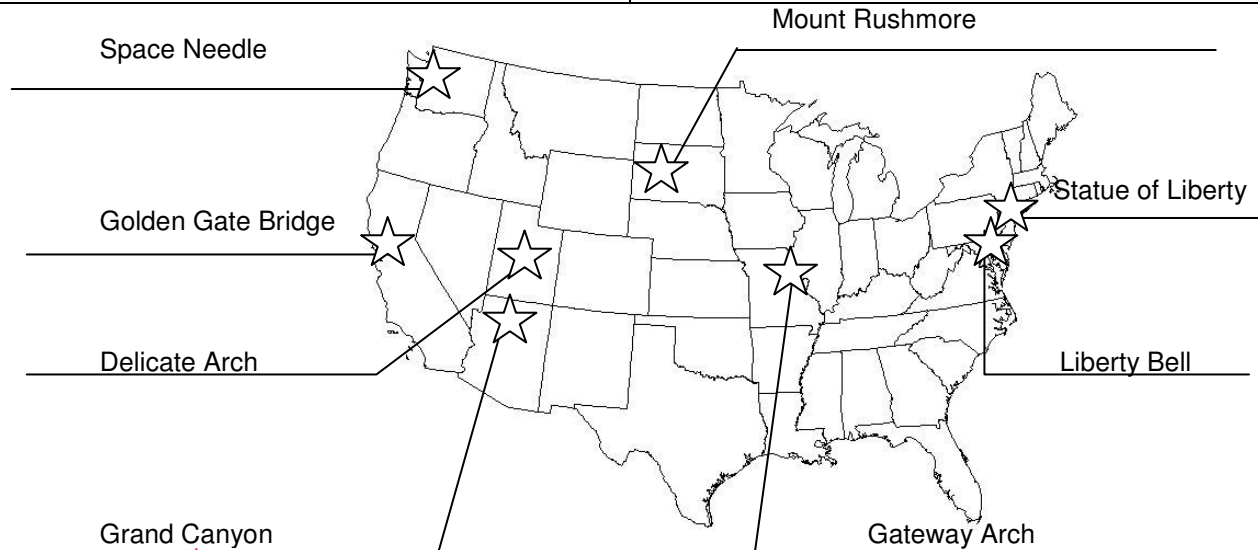
<p>1.</p>  <p>Statue of Liberty</p>  <p>Sphinx</p>	<p>2.</p>  <p>Liberty Bell</p>  <p>Taj Mahal</p>
<p>3.</p>  <p>Golden Gate Bridge</p>  <p>The Great Wall</p>	<p>4.</p>  <p>Eiffel Tower</p>  <p>Space Needle</p>
<p>5.</p>  <p>Delicate Arch</p>  <p>Stonehenge</p>	<p>6.</p>  <p>Mount Rushmore</p>  <p>Sydney Opera House</p>
<p>7.</p>  <p>The Pyramids</p>  <p>Gateway Arch</p>	<p>8.</p>  <p>Leaning Tower of Pisa</p>  <p>Grand Canyon</p>



*****TEACHER ANSWER KEY*****

DIRECTIONS: During the laser program, you saw pictures of many famous American monuments and landmarks. Below are pairs of landmarks. One is located inside the United States and the other is located somewhere else in the world. Circle the one that is in the United States. Then for a bonus, see if you can label each American landmark on the map below. The first one has been done for you.

<p>1.</p>   <p>Statue of Liberty or Sphinx</p>	<p>2.</p>   <p>Liberty Bell or Taj Mahal</p>
<p>3.</p>   <p>Golden Gate Bridge or The Great Wall</p>	<p>4.</p>   <p>Eiffel Tower or Space Needle</p>
<p>5.</p>   <p>Delicate Arch or Stonehenge</p>	<p>6.</p>   <p>Mount Rushmore or Sydney Opera House</p>
<p>7.</p>   <p>The Pyramids or Gateway Arch</p>	<p>8.</p>   <p>Leaning Tower of Pisa or Grand Canyon</p>



DIRECTIONS: Draw a straight line connecting the dots next to each famous American landmark and its description. One dotted line has been drawn as an example. Trace over that line then do the rest on your own.

This building is where the Senate and House of Representatives meet to create new laws.

This monument took 14 years to carve on the side of a mountain in South Dakota.

This building has a movie theater, bowling alley, swimming pool, and 35 bathrooms. The president of the United States lives here.

This cracked the first time it was rung in 1753. It was fixed, but it cracked again. It once traveled by train around the US, but now stays in Philadelphia.

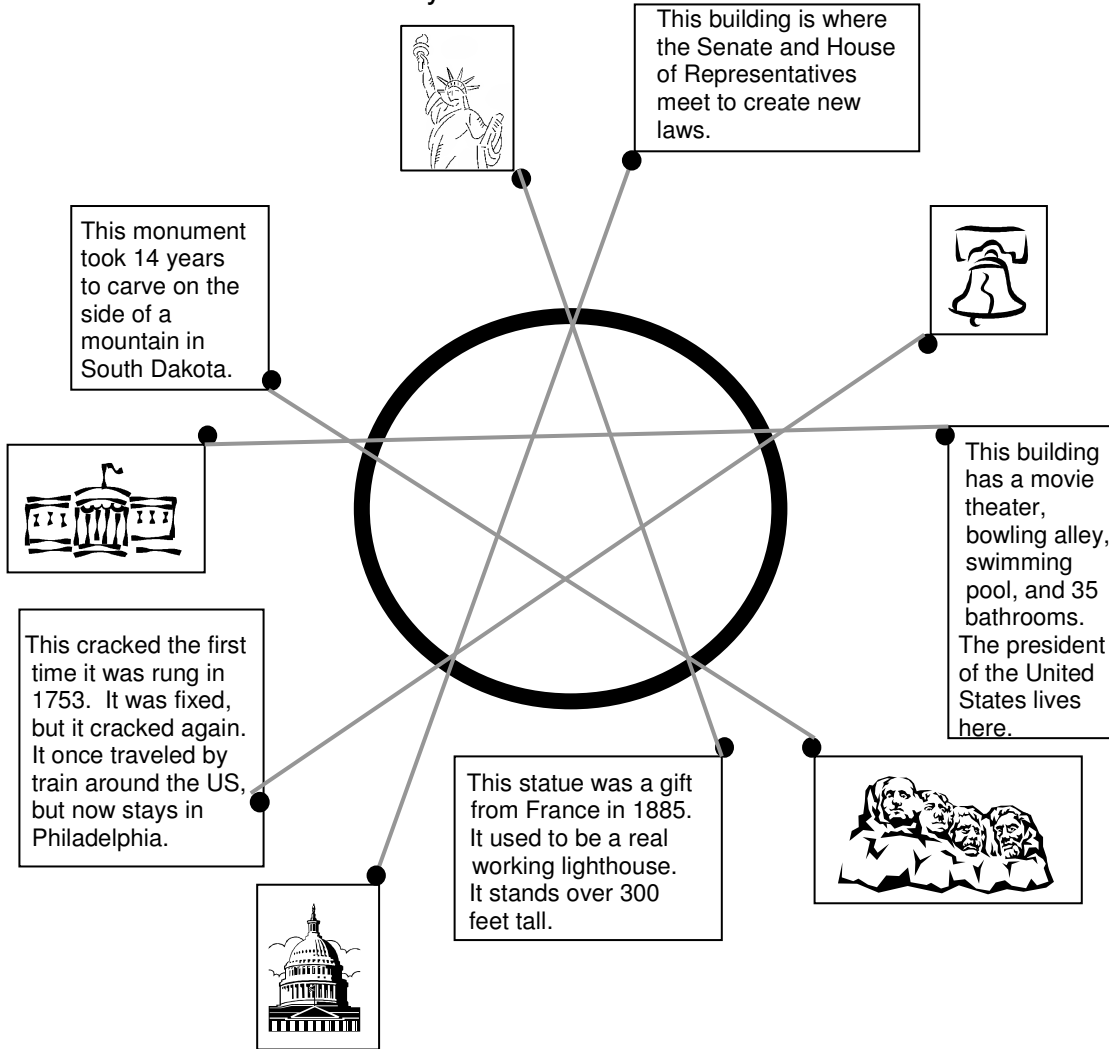
This statue was a gift from France in 1885. It used to be a real working lighthouse. It stands over 300 feet tall.

What shape do you see in the circle above?

What does this shape have to do with the United States of America?

TEACHER ANSWER KEY

DIRECTIONS: Draw a straight line connecting the dots next to each famous American landmark and its description. One dotted line has been drawn as an example. Trace over that line then do the rest on your own.



What shape do you see in the circle above?

Star

What does this shape have to do with the United States of America?

(Answers will vary – something about stars on the flag, etc.)

DIRECTIONS: Phrases from part of the Declaration of Independence have been mixed up below. See if you can put them back in the correct order on the lines below.

Life, Liberty	all men are
their Creator with	We hold these truths to
created equal, that they	and the pursuit of Happiness.
certain unalienable Rights,	be self-evident, that
are endowed by	that among these are

The preamble to the Constitution has been mixed up below. Put this back in order by writing it on the lines under the grid.

provide for the common defense,	in Order to form a more perfect Union,
to ourselves and our Posterity,	and secure the Blessings of Liberty
We the people of the United States,	the United States of America.
establish Justice, insure domestic Tranquility,	promote the general Welfare,
do ordain and establish	this Constitution for

*****TEACHER ANSWER KEY*****

DIRECTIONS: Phrases from part of the Declaration of Independence have been mixed up below. See if you can put them back in the correct order on the lines below.

Life, Liberty	all men are
their Creator with	We hold these truths to
created equal, that they	and the pursuit of Happiness.
certain unalienable Rights,	be self-evident, that
are endowed by	that among these are

We hold these truths to be self-evident, that all men are created equal, that
they are endowed by their Creator with certain unalienable Rights, that
among these are Life, Liberty and the pursuit of Happiness.

The preamble to the Constitution has been mixed up below. Put this back in order by writing it on the lines under the grid.

provide for the common defense,	in Order to form a more perfect Union,
to ourselves and our Posterity,	and secure the Blessings of Liberty
We the people of the United States,	the United States of America.
establish Justice, insure domestic Tranquility,	promote the general Welfare,
do ordain and establish	this Constitution for

We the people of the United States, in Order to form a more perfect Union,
establish Justice, insure domestic Tranquility, provide for the common defense,
promote the general Welfare, and secure the Blessings of Liberty to ourselves
and our Posterity, do ordain and establish this Constitution for the United States
of America.

DIRECTIONS: We celebrated the United States of America with our laser program. Let's see if you remember the state capitals! You will connect specific state capitals, represented with the stars on the map above, with straight lines. The first two have been finished for you. To make it harder, the state names are left off the map too. Don't look at a map unless you absolutely have to. Good luck!

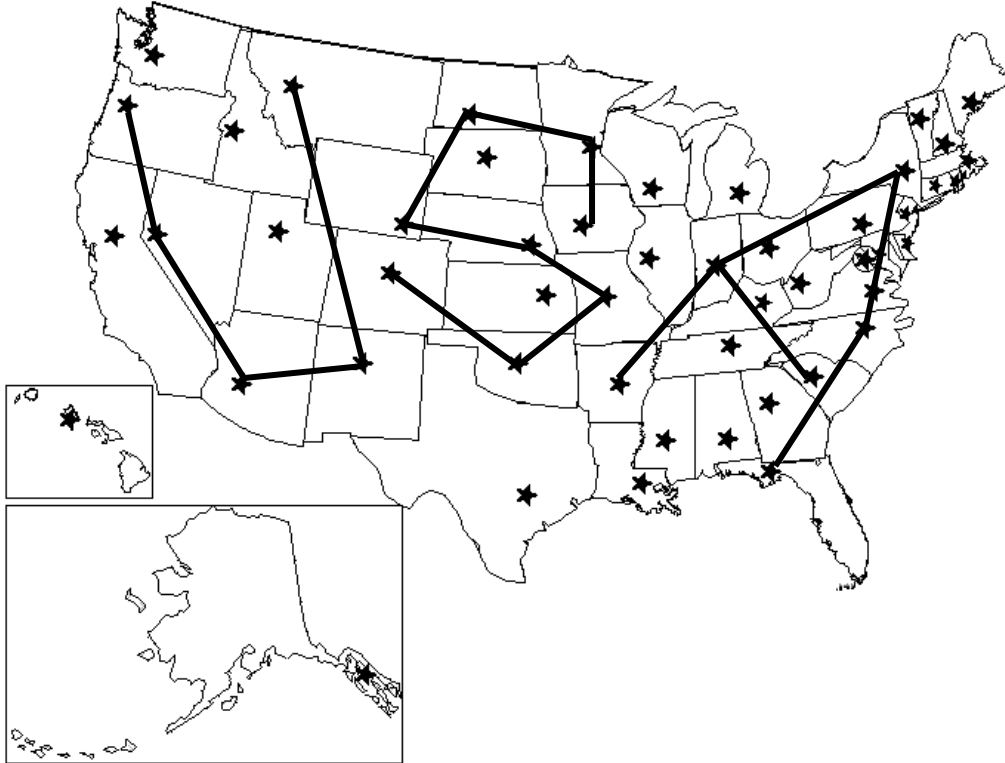


- | | |
|-----------------------------|-------------------------------------|
| 1. Tallahassee to Raleigh | 9. Santa Fe to Phoenix |
| 2. Bismarck to St. Paul | 10. Jefferson City to Lincoln |
| 3. Helena to Santa Fe | 11. Raleigh to Albany |
| 4. Denver to Oklahoma City | 12. St. Paul to Des Moines |
| 5. Albany to Indianapolis | 13. Jefferson City to Oklahoma City |
| 6. Carson City to Salem | 14. Little Rock to Indianapolis |
| 7. Cheyenne to Bismarck | 15. Lincoln to Cheyenne |
| 8. Indianapolis to Columbia | 16. Phoenix to Carson City |

You should be able to tell if you drew all the lines correctly just by looking at the map. If the lines don't make anything, you may need to check your answers.

TEACHER ANSWER KEY

DIRECTIONS: We celebrated the United States of America with our laser program. Let's see if you remember the state capitals! You will connect specific state capitals, represented with the stars on the map above, with straight lines. The first two have been finished for you. To make it harder, the state names are left off the map too. Don't look at a map unless you absolutely have to. Good luck!



1. Tallahassee to Raleigh
2. Bismarck to St. Paul
3. Helena to Santa Fe
4. Denver to Oklahoma City
5. Albany to Indianapolis
6. Carson City to Salem
7. Cheyenne to Bismarck
8. Indianapolis to Columbia
9. Santa Fe to Phoenix
10. Jefferson City to Lincoln
11. Raleigh to Albany
12. St. Paul to Des Moines
13. Jefferson City to Oklahoma City
14. Little Rock to Indianapolis
15. Lincoln to Cheyenne
16. Phoenix to Carson City

You should be able to tell if you drew all the lines correctly just by looking at the map. If the lines don't make anything, you may need to check your answers.