


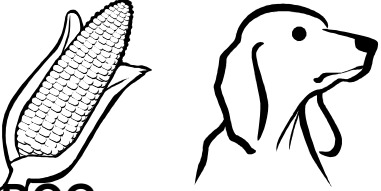







*****TEACHER ANSWER KEY*****

DIRECTIONS: Each box below has two pictures. If you say each picture, you will have a new word. The first one has been done for you. Can you figure out the rest?

 <p>RAINBOW</p>	 <p>FOOTBALL</p>
 <p>TREEHOUSE</p>	 <p>CORNDOG</p>
 <p>BASKETBALL</p>	 <p>SUNGLASSES</p>
 <p>FINGERNAILS</p>	 <p>ELBOW</p>

BONUS: Can you figure out what this bird is saying?



I CAN FLY

DIRECTIONS: Be an **AVID** reader! Read the following story.

Ask yourself if it is real (non-fiction) or pretend (fiction).


Visualize, or imagine, what things look like in the story.

Interpret, or figure out, what is happening.

Decide, or think about what will happen next. Then draw and color a picture of what you visualized in the box.

The Teacher

It was the first day of school. The teacher sat at a desk. An apple and some books were on top of the desk. The teacher's name was written on the board. The bell rang and the teacher smiled. I love the first day of school!



When you are finished with your picture, look at the picture your friend drew. Are your pictures the same? Probably not. That is because you each visualized the story in a different way, and that is just fine.

*****TEACHER ANSWER KEY*****

DIRECTIONS: Be an **AVID** reader! Read the following story.

Ask yourself if it is real (non-fiction) or pretend (fiction).

Visualize, or imagine, what things look like in the story.

Interpret, or figure out, what is happening.

Decide, or think about what will happen next. Then draw and color a picture of what you visualized in the box.

The Teacher

It was the first day of school. The teacher sat at a desk. An apple and some books were on top of the desk. The teacher's name was written on the board. The bell rang and the teacher smiled. I love the first day of school!

PICTURES WILL VARY – THE STORY WAS WRITTEN SO THAT IT COUD BE VISUALIZED IN MANY DIFFERENT WAYS. FOR EXAMPLE, THE STORY DOESN'T SAY IF THE STUDENTS ARE IN THE ROOM OR NOT, WHAT COLOR THE APPLE IS, WHAT THE TEACHER'S NAME IS, ETC. ENCOURAGE THE STUDENTS TO TALK ABOUT WHY THEIR PICTURES ARE DIFFERENT.

When you are finished with your picture, look at the picture your friend drew. Are your pictures the same? Probably not. That is because you each visualized the story in a different way, and that is just fine.

DIRECTIONS: Many words from the Laser READER program are hidden in the grid below. When you find a word, shade it in with your pencil like the example that is done for you. The words are hidden up, down, forward, backward, and diagonally. See if you can find all the words on the list.

A	C	E	G	N	I	K	N	H	P	Q	O	M	L	J	H	F	D	B
S	T	U	V	O	W	X	Y	Z	A	B	C	Y	D	E	F	V	G	H
I	J	K	L	I	M	N	O	P	Q	R	S	N	T	U	V	I	W	X
Y	Z	A	B	T	C	D	E	F	G	H	I	O	J	K	L	S	M	N
O	P	Q	R	C	S	T	U	V	W	X	Y	R	Z	A	B	U	C	D
E	F	G	H	I	J	K	L	M	N	O	P	C	Q	R	S	A	T	U
V	W	X	Y	F	Z	A	B	C	D	E	F	A	H	I	J	L	K	L
M	N	O	P	L	R	S	T	U	V	W	Y	S	Z	A	B	I	C	D
G	H	I	J	K	A	L	M	N	O	P	D	R	S	T	U	Z	V	W
X	Y	Z	K	A	B	S	C	D	E	A	G	H	I	J	K	E	L	M
N	O	S	P	O	R	S	E	T	E	U	V	A	F	W	X	Y	Z	A
B	A	C	D	E	O	F	G	R	H	I	J	N	K	I	L	M	N	O
S	P	Q	R	S	T	B	U	V	W	X	Y	T	Z	A	G	B	C	D
R	E	F	G	H	J	I	K	L	M	N	P	O	R	S	T	G	U	V
E	W	Y	Z	A	B	N	C	D	E	F	G	N	H	I	J	K	Y	L
T	M	N	O	P	Q	T	R	S	T	U	V	Y	W	X	Y	Z	A	B
C	D	E	C	I	D	E	C	D	E	F	G	M	H	I	J	K	V	L
A	M	N	O	P	S	R	T	U	V	W	X	H	Y	Z	A	B	I	E
R	F	G	H	I	J	P	K	L	M	N	O	O	P	R	S	T	D	U
A	V	W	X	Y	Z	R	A	B	C	D	E	M	F	G	H	I	Y	J
H	K	L	M	N	O	E	P	R	S	T	U	O	V	W	X	R	Y	Z
C	A	B	C	D	E	T	F	G	H	I	J	N	K	L	O	M	N	O
P	R	S	T	U	V	W	X	Y	Z	A	B	Y	C	T	D	E	F	G
H	J	L	N	P	R	S	V	B	D	F	H	M	S	J	L	N	P	R
S	U	W	Y	A	C	G	I	K	M	O	T	U	W	A	D	H	L	O

- | | | | | |
|------------|------|---------|-----------|-------|
| ACRONYM | AVID | DECIDE | HOMONYM | READS |
| ANTONYM | BOOK | FICTION | INTERPRET | STORY |
| CHARACTERS | ASK | FIGGY | VISUALIZE | LASER |

If you look carefully at the grid above, you should see some letters. Put them in the correct order to finish the sentence below. (Hint: it is one of the words from the list.)

I can be an _____ reader!

*****TEACHER ANSWER KEY*****

DIRECTIONS: Many words from the Laser READER program are hidden in the grid below. When you find a word, shade it in with your pencil like the example that is done for you. The words are hidden up, down, forward, backward, and diagonally. See if you can find all the words on the list.

A	C	E	G	N	I	K	N	H	P	Q	O	M	L	J	H	F	D	B
S	T	U	V	O	W	X	Y	Z	A	B	C	Y	D	E	F	V	G	H
I	J	K	L	I	M	N	O	P	Q	R	S	N	T	U	V	I	W	X
Y	Z	A	B	T	C	D	E	F	G	H	I	O	J	K	L	S	M	N
O	P	Q	R	C	S	T	U	V	W	X	Y	R	Z	A	B	U	C	D
E	F	G	H	I	J	K	L	M	N	O	P	C	Q	R	S	A	T	U
V	W	X	Y	F	Z	A	B	C	D	E	F	A	H	I	J	L	K	L
M	N	O	P	L	R	S	T	U	V	W	Y	S	Z	A	B	I	C	D
G	H	I	J	K	A	L	M	N	O	P	D	R	S	T	U	Z	V	W
X	Y	Z	K	A	B	S	C	D	E	A	G	H	I	J	K	E	L	M
N	O	S	P	O	R	S	E	T	E	U	V	A	F	W	X	Y	Z	A
B	A	C	D	E	O	F	G	R	H	I	J	N	K	I	L	M	N	O
S	P	Q	R	S	T	B	U	V	W	X	Y	T	Z	A	G	B	C	D
R	E	F	G	H	J	I	K	L	M	N	P	O	R	S	T	G	U	V
E	W	Y	Z	A	B	N	C	D	E	F	G	N	H	I	J	K	Y	L
T	M	N	O	P	Q	T	R	S	T	U	V	Y	W	X	Y	Z	A	B
C	D	E	C	I	D	E	C	D	E	F	G	M	H	I	J	K	V	L
A	M	N	O	P	S	R	T	U	V	W	X	H	Y	Z	A	B	I	E
R	F	G	H	I	J	P	K	L	M	N	O	O	P	R	S	T	D	U
A	V	W	X	Y	Z	R	A	B	C	D	E	M	F	G	H	I	Y	J
H	K	L	M	N	O	E	P	R	S	T	U	O	V	W	X	R	Y	Z
C	A	B	C	D	E	T	F	G	H	I	J	N	K	L	O	M	N	O
P	R	S	T	U	V	W	X	Y	Z	A	B	Y	C	T	D	E	F	G
H	J	L	N	P	R	S	V	B	D	F	H	M	S	J	L	N	P	R
S	U	W	Y	A	C	G	I	K	M	O	T	U	W	A	D	H	L	O

- | | | | | |
|------------|------|---------|-----------|-------|
| ACRONYM | AVID | DECIDE | HOMONYM | READS |
| ANTONYM | BOOK | FICTION | INTERPRET | STORY |
| CHARACTERS | ASK | FIGGY | VISUALIZE | LASER |

If you look carefully at the grid above, you should see some letters. Put them in the correct order to finish the sentence below. (Hint: it is one of the words from the list.)

I can be an avid reader!

DIRECTIONS: Each box below contains a common phrase, but it is not written out like normal. Look at the words and pictures in each box. Pay attention to where and how they are written and the direction the letters go to help you figure out each phrase. The first three have been done for you. Can you figure out the rest?

<p>MAN</p> <hr/> <p>BOARD</p> <p>(Man Overboard)</p>	<p>T O W N</p> <p>(Downtown)</p>	<p>me snack als</p> <p>(Snack between meals)</p>	<p>HOME</p> <hr/> <p>THE RANGE</p>
<p>Mill 1 ion</p>	<p>D N A T S</p>	<p>league</p>	<div style="border: 1px solid black; padding: 10px; text-align: center;"> <p>JACK</p> </div>
<p>na</p> <p>fish</p> <p>na</p>	<p>go it it it it</p>	<p>stand</p> <hr/> <p>I</p>	<p>ME REPEAT</p>
<div style="border: 1px solid black; border-radius: 50%; width: 100px; height: 100px; display: flex; align-items: center; justify-content: center;"> <p>dom</p> </div>	<p>SCHOOL</p>	<p>Chi made na</p>	<p>1</p>

BONUS: This next row is a bit harder. Can you get these right too?

<p>everything</p> <hr/> <p>PIZZA</p>	<p>OVERS OVERS OVERS OVERS OVERS</p>	<p>walk</p>	<p>TRIP TICKET</p>
--------------------------------------	--	--------------------	---------------------------

Make some of your own on the back and see if your friends can figure them out.

*****TEACHER ANSWER KEY*****

DIRECTIONS: Each box below contains a common phrase, but it is not written out like normal. Look at the words and pictures in each box. Pay attention to where and how they are written and the direction the letters go to help you figure out each phrase. The first three have been done for you. Can you figure out the rest?

<p>MAN</p> <hr/> <p>BOARD</p> <p>(Man Overboard)</p>	<p>T O W N</p> <p>(Downtown)</p>	<p>me snack als</p> <p>(Snack between meals)</p>	<p>HOME</p> <hr/> <p>THE RANGE</p> <p>(Home on the range)</p>
<p>Mill 1 ion</p> <p>(One in a million)</p>	<p>D N A T S</p> <p>(Stand up)</p>	<p>league</p> <p>(Little league)</p>	<div style="border: 2px solid black; padding: 10px; width: fit-content; margin: 0 auto;"> <p>JACK</p> <p>(Jack in the box)</p> </div>
<p>na</p> <p>fish</p> <p>na</p> <p>(Tuna fish)</p>	<p>go it it it it</p> <p>(Go for it)</p>	<p>stand</p> <hr/> <p>I</p> <p>(I understand)</p>	<p>ME REPEAT</p> <p>(Repeat after me)</p>
<div style="border: 2px solid black; border-radius: 50%; width: 80px; height: 80px; display: flex; align-items: center; justify-content: center; margin: 0 auto;"> <p>dom</p> </div> <p>(Domino)</p>	<p>SCHOOL</p> <p>(High School)</p>	<p>Chi made na</p> <p>(Made in China)</p>	<div style="font-size: 48px; font-weight: bold; margin: 0 auto;">1</div> <p>(Hole in one)</p>

BONUS: This next row is a bit harder. Can you get these right too?

<p>everything</p> <hr/> <p>PIZZA</p> <p>(A pizza with everything on it)</p>	<p>OVERS OVERS OVERS OVERS OVERS</p> <p>(Leftovers)</p>	<p style="writing-mode: vertical-rl; transform: rotate(180deg); font-weight: bold; font-size: 24px;">walk</p> <p>(Sidewalk)</p>	<div style="font-size: 24px; font-weight: bold; text-align: center;"> <p>TRIP TICKET</p> </div> <p>(Roundtrip ticket)</p>
---	---	---	---

Make some of your own on the back and see if your friends can figure them out.

DIRECTIONS: Read the following short story. Then decide if the statements in the box are true, false, or if you can't tell from what you read. If the sentence is true, circle the T, if it is false, circle the F, and if you can't tell, circle the question mark.

THE STORY

A woman had just turned off the lights in the classroom when a man appeared and demanded the keys. The teacher opened an envelope. The contents of the envelope were removed and the man ran away. The principal was notified immediately.

1. A man appeared after a teacher turned off the lights.	T	F	?
2. The man who appeared demanded the keys.	T	F	?
3. The man who demanded the keys removed the contents of the envelope and ran away.	T	F	?
4. The envelope contained keys.	T	F	?
5. It was dark outside when the man appeared.	T	F	?
6. The teacher is a woman.	T	F	?
7. No one opened an envelope.	T	F	?
8. The principal was notified so other teachers could be warned about the man.	T	F	?
9. The woman who turned off the lights was the teacher.	T	F	?
10. There are only three people in this story – a teacher, a man who demanded the keys, and the principal.	T	F	?

Without realizing it, you were an **AVID** reader when you read the short story. You **A**sksed yourself if it was true or not, you **V**isualized the scene in your mind, you **I**nterpreted the scene you imagined, and you **D**ecided what was happening and what would happen next. Sometimes we visualize, interpret, and decide incorrectly. For example, did you think the woman who turned off the lights was also the teacher? Are you sure? Could the woman be a parent helper? The story doesn't really say. So read the story again and check your answers. Then check your answers with a friend and talk about your answers.

*****TEACHER ANSWER KEY*****

DIRECTIONS: Read the following short story. Then decide if the statements in the box are true, false, or if you can't tell from what you read. If the sentence is true, circle the T, if it is false, circle the F, and if you can't tell, circle the question mark.

THE STORY

A woman had just turned off the lights in the classroom when a man appeared and demanded the keys. The teacher opened an envelope. The contents of the envelope were removed and the man ran away. The principal was notified immediately.

1. A man appeared after a teacher turned off the lights.	T	F	(?)
2. The man who appeared demanded the keys.	(T)	F	?
3. The man who demanded the keys removed the contents of the envelope and ran away.	T	F	(?)
4. The envelope contained keys.	T	F	(?)
5. It was dark outside when the man appeared.	T	F	(?)
6. The teacher is a woman.	T	F	(?)
7. No one opened an envelope.	T	(F)	?
8. The principal was notified so other teachers could be warned about the man.	T	F	(?)
9. The woman who turned off the lights was the teacher.	T	F	(?)
10. There are only three people in this story – a teacher, a man who demanded the keys, and the principal.	T	F	(?)

Without realizing it, you were an **AVID** reader when you read the short story. You **A**sksed yourself if it was true or not, you **V**isualized the scene in your mind, you **I**nterpreted the scene you imagined, and you **D**ecided what was happening and what would happen next. Sometimes we visualize, interpret, and decide incorrectly. For example, did you think the woman who turned off the lights was also the teacher? Are you sure? Could the woman be a parent helper? The story doesn't really say. So read the story again and check your answers. Then check your answers with a friend and talk about your answers.

[ENCOURAGE STUDENTS TO WORK TOGETHER AND TALK ABOUT WHY THEY MIGHT HAVE INTERPRETED THE STORY DIFFERENTLY (ASSUMPTIONS, ETC.)]