

















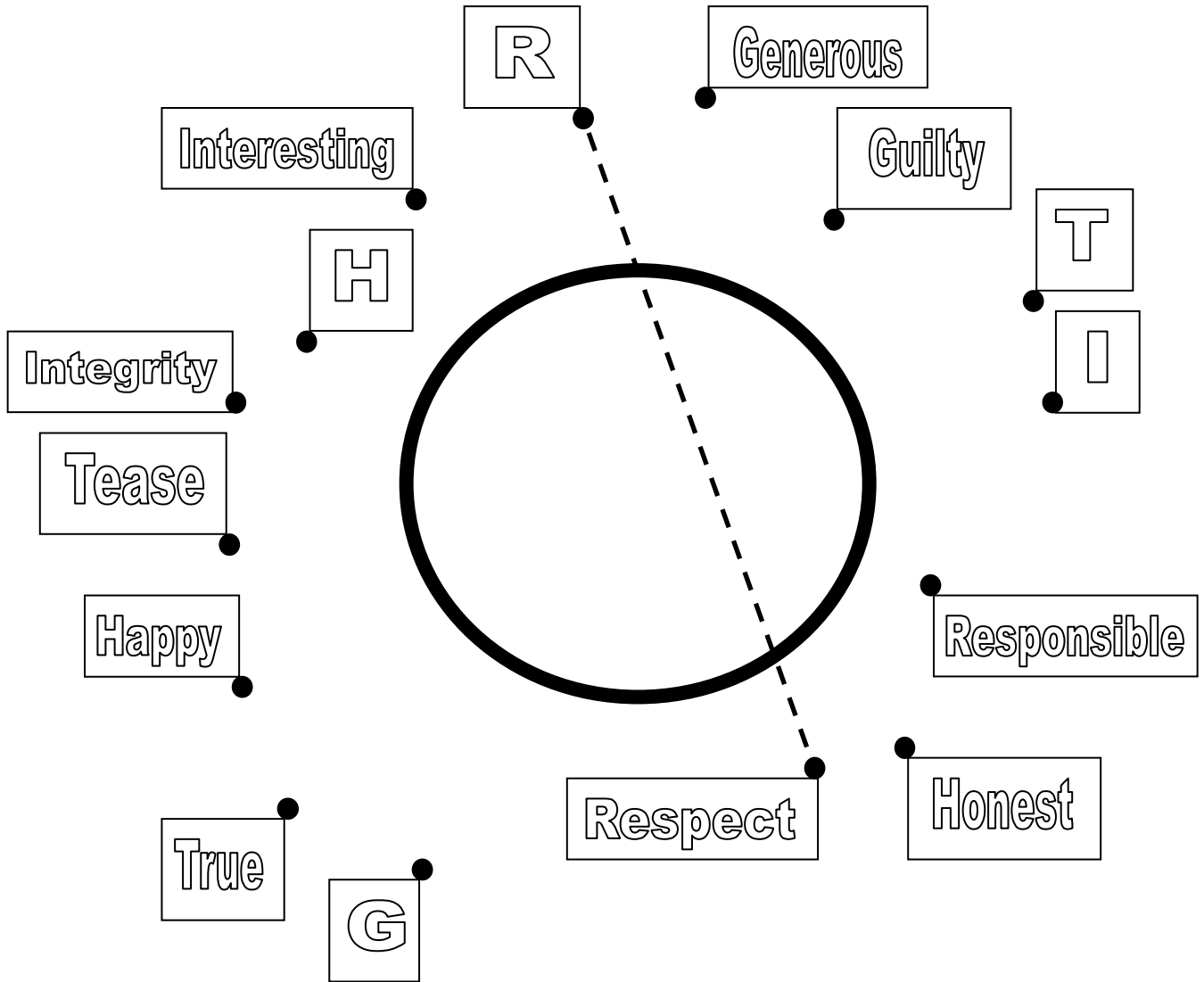


**\*\*TEACHER ANSWER KEY (DIRECTIONS:** Cut out the pictures on the bottom of the page. If a picture shows someone being a good team member, glue the picture in the box. If a picture shows someone being a bully, throw that picture away.)





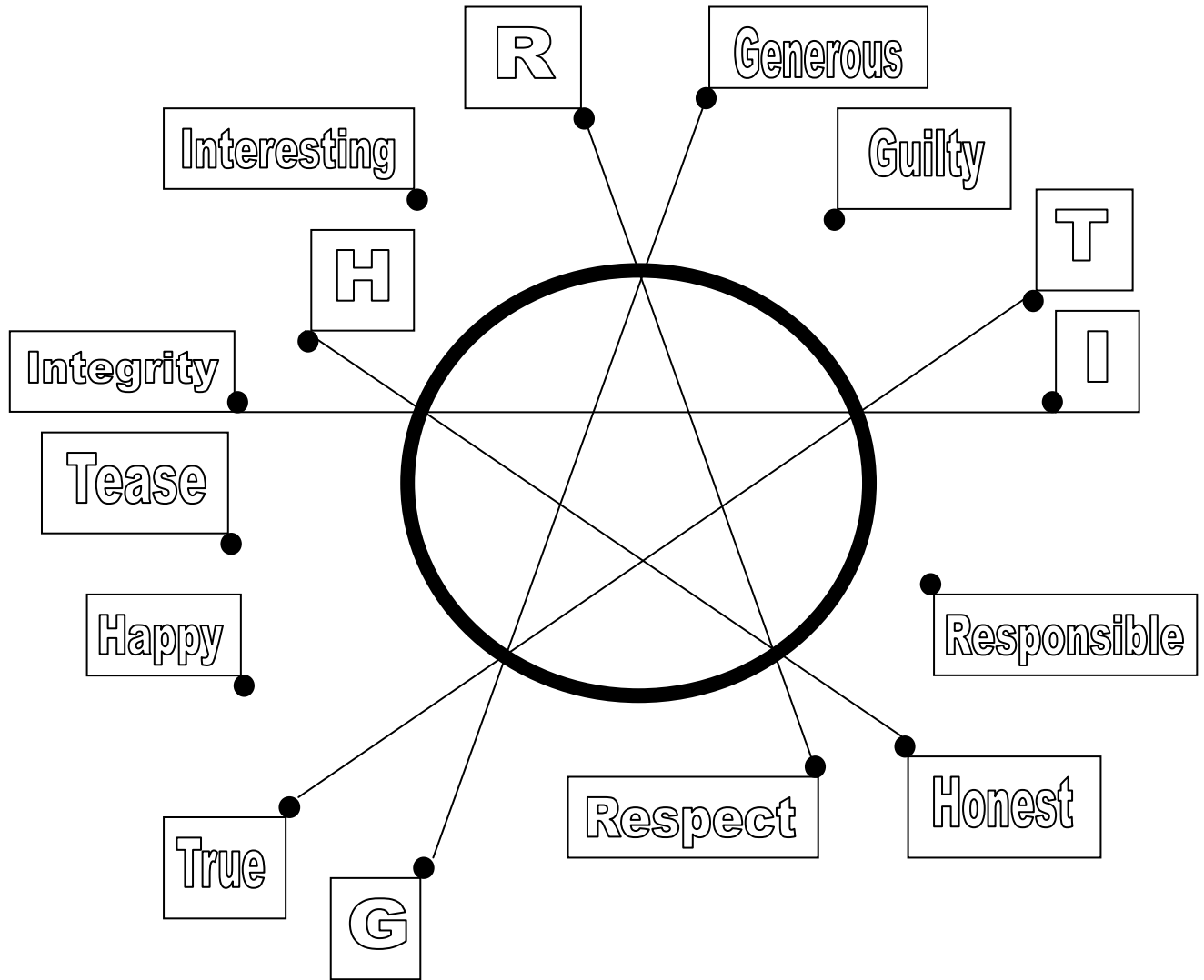
**DIRECTIONS:** Draw a straight line connecting the dots next to the letters in the word RIGHT and the correct word you learned in the assembly that goes with each letter. One dotted line has been drawn to show you how to do it. Trace over that line then do the rest on your own.



Now fill in the blanks below with the correct words that go with each letter. Then fill in the last blank with the name of the shape you just made in the circle above.

If I show R \_\_\_\_\_, have I \_\_\_\_\_, be  
 G \_\_\_\_\_, be H \_\_\_\_\_, and be T \_\_\_\_\_, and not be a bully, I  
 will be an all \_\_\_\_\_ !

**\*\*TEACHER ANSWER KEY (DIRECTIONS:** Draw a straight line connecting the dots next to the letters in the word RIGHT and the correct word you learned in the assembly that goes with each letter. One dotted line has been drawn to show you how to do it. Trace over that line then do the rest on your own.)



Now fill in the blanks below with the correct words that go with each letter. Then fill in the last blank with the name of the shape you just made in the circle above.



If I show Respect \_\_\_\_\_, have Integrity \_\_\_\_\_, be

Generous \_\_\_\_\_, be Honest \_\_\_\_\_, and be Tue \_\_\_\_\_, and not be a

bully, I will be an all star \_\_\_\_\_ !

**DIRECTIONS:** See if you can fit each of the words you might have heard during the Laser Team assembly in the correct spaces. There is only one way each word will fit to finish the entire puzzle so be careful.

**Do the  
RIGHT  
thing!**



**4-letter words**

true  
play  
work  
home

**5-letter words**

right  
bully

**6-letter words**

honest  
school  
family  
parent

**7-letter words**

respect  
friends  
teacher

**8-letter words**

teamwork  
generous  
language

**9-letter words**

integrity  
classroom

**10-letter words**

blindfolds

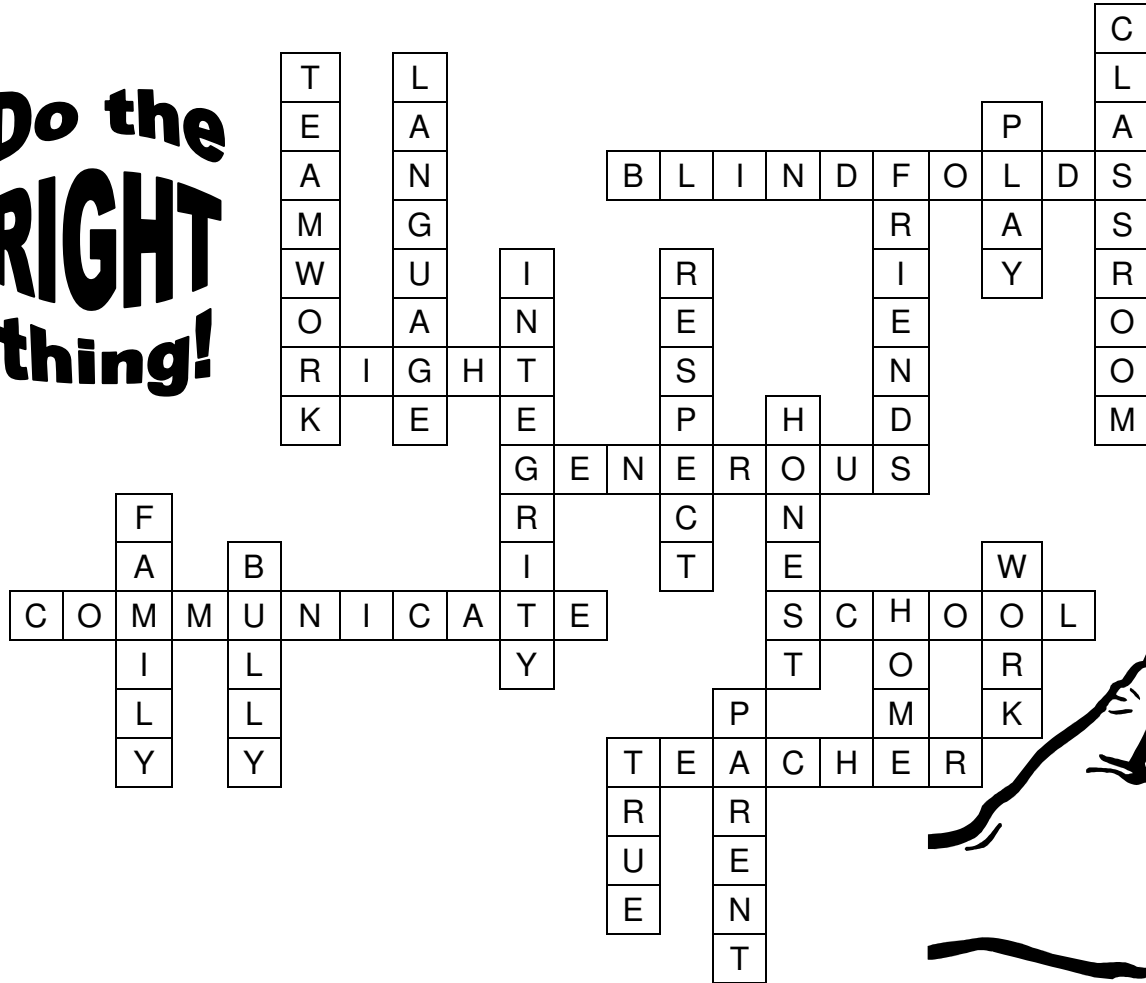
**11-letter words**

communicate

**\*\*\*TEACHER ANSWER KEY\*\*\***

**DIRECTIONS:** See if you can fit each of the words you might have heard during the Laser Team assembly in the correct spaces. There is only one way each word will fit to finish the entire puzzle so be careful.

**Do the  
RIGHT  
thing!**



**4-letter words**

true  
play  
work  
home

**5-letter words**

right  
bully

**6-letter words**

honest  
school  
family  
parent

**7-letter words**

respect  
friends  
teacher

**8-letter words**

teamwork  
generous  
language

**9-letter words**

integrity  
classroom



























**10-letter words**

blindfolds

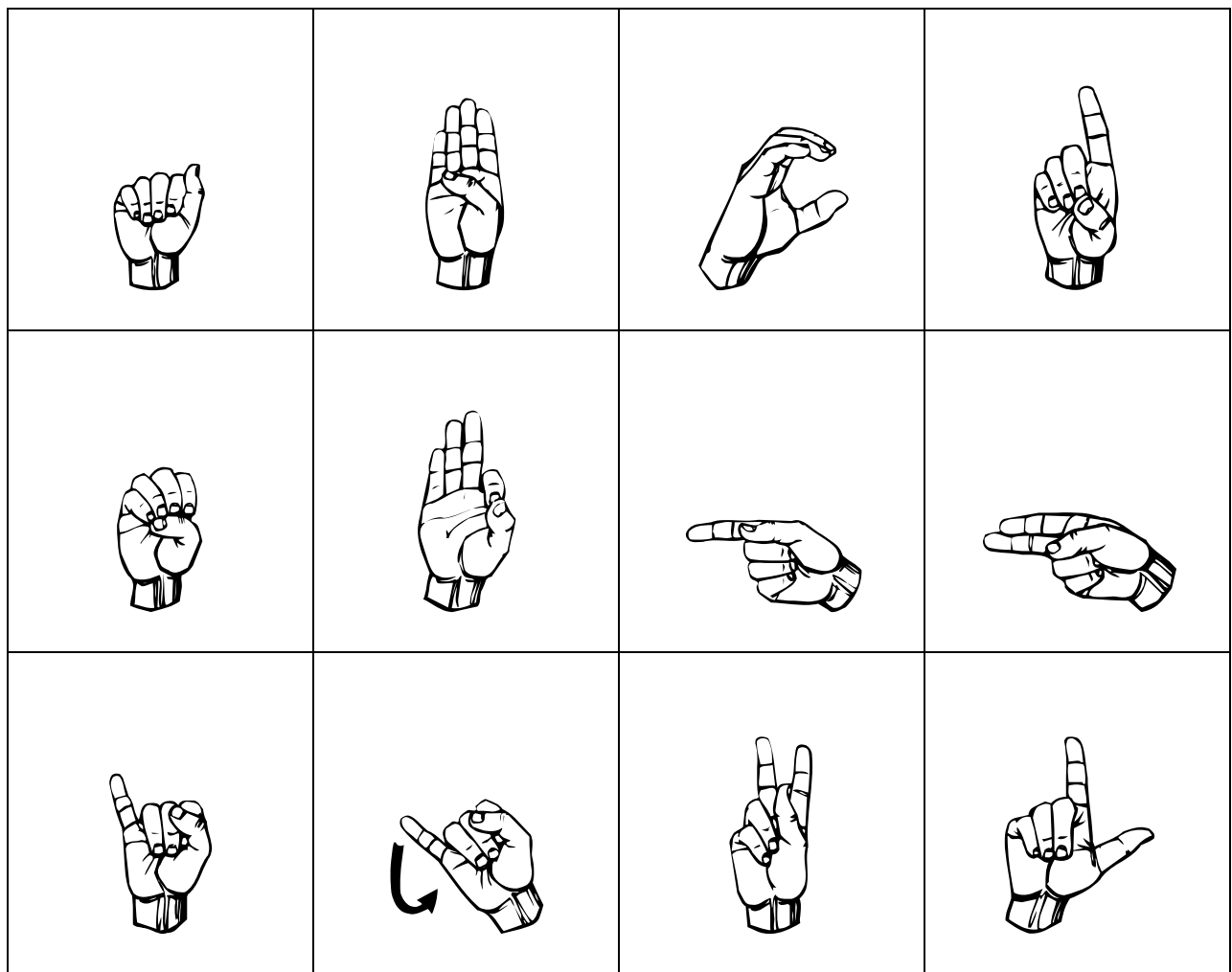
**11-letter words**















communicate

# Sign Language Alphabet Chart

 A	 B	 C	 D	 E	 F	 G
 H	 I	 J	 K	 L	 M	 N
 O	 P	 Q	 R	 S	 T	 U
 V	 W	 X	 Y	 Z		

**DIRECTIONS:** You learned sign language for a few words during the laser assembly. Below you will find cards with the letters of the alphabet in sign language and in written form. Cut out the cards on the lines. With these cards, you can play many games. Spread the cards out on your desk, face up. Try to match the sign language letter with the written letter. Spell a word with the sign language cards and see if a friend can use the written letter cards to spell the word. Turn the cards face down and play memory by turning two cards over at one time. If a sign language letter matches a written letter, you get to go again. If they don't match, turn them back over and let a friend have a turn. Show a friend a sign language card and see if they can make the sign with their hand. For a harder game, show a friend a written letter and see if they can make the sign language letter with their hand. What other games can you think of? Try them and have fun! (You can use a sign language alphabet chart to help.)



			
			
			
		<b>A</b>	<b>B</b>
<b>C</b>	<b>D</b>	<b>E</b>	<b>F</b>

G	H	I	J
K	L	M	N
O	P	Q	R
S	T	U	V
W	X	Y	Z



**\*\*\*\*\***

**The next worksheet  
has two versions,  
one easier and one  
harder. They follow  
right after each  
other. Be careful  
not to get them  
mixed up.**

**\*\*\*\*\***

**DIRECTIONS:** Words from the Laser Team assembly are hidden in the word search. The words are written in sign language as well as in standard writing. Circle the words in the puzzle. The words are hidden in all directions. Once you have found them all, try to spell the words in sign language with your hands. Good luck and have fun! Remember, good team members can't be bullies!

C W Q X B R P I M I Q S  
 Z O K K E O A F N N U M  
 P H M S T D A T L O C R  
 G Q A M S S E G R O D E  
 T L V J U G E E W O Y S  
 B R C J R N N N X I T P  
 E H U I Q E I P O Z H E  
 A K T E G H U C M H G C  
 M Y A E Z Q Q G A C I T  
 L K R O W M A E T T R G  
 N U U A R V K F A C E V  
 V F K D O E O S T Y G M



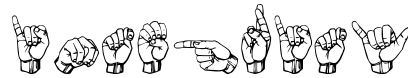
generous



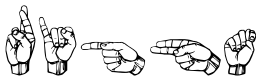
respect



true



integrity



right



honest



laser



teamwork




beam



communicate

**\*\*\*TEACHER ANSWER KEY\*\*\***

**DIRECTIONS:** Words from the Laser Team assembly are hidden in the word search. The words are written in sign language as well as in standard writing. Circle the words in the puzzle. The words are hidden in all directions. Once you have found them all, try to spell the words in sign language with your hands. Good luck and have fun! Remember, good team members can't be bullies!



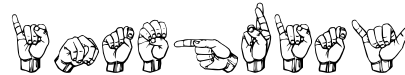
generous



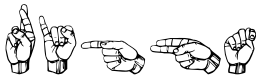
respect



true



integrity



right



honest



laser



teamwork



beam



communicate

**DIRECTIONS:** Words from the laser assembly are hidden in the word search, but the word list is written in sign language. Figure out what each word is and write it on the line under the sign language, then circle the words in the puzzle. The words are hidden in all directions. You may use a sign language alphabet chart to help. Good luck! Remember, good team members can't be bullies!

C W Q X B R P I M I Q S  
 Z O K K E O A F N N U M  
 P H M S T D A T L O C R  
 G Q A M S S E G R O D E  
 T L V J U G E E W O Y S  
 B R C J R N N N X I T P  
 E H U I Q E I P O Z H E  
 A K T E G H U C M H G C  
 M Y A E Z Q Q G A C I T  
 L K R O W M A E T T R G  
 N U U A R V K F A C E V  
 V F K D O E O S T Y G M



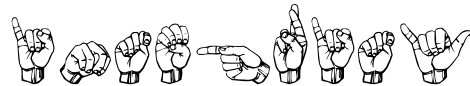

---



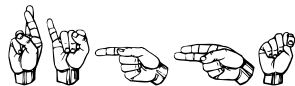

---




---




---




---




---




---




---





---




---

**\*\*\*TEACHER ANSWER KEY\*\*\***

**DIRECTIONS:** Words from the laser assembly are hidden in the word search, but the word list is written in sign language. Figure out what each word is and write it on the line under the sign language, then circle the words in the puzzle. The words are hidden in all directions. You may use a sign language alphabet chart to help. Good luck! Remember, good team members can't be bullies!



generous



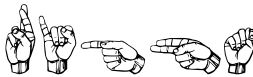
respect



true



integrity



right



honest



laser



teamwork



beam



communicate

**DIRECTIONS:** Some words from the laser assembly are hidden in the grid below. The words are not hidden in straight lines. The letters in each word can be connected to each other up, down, left, right, or diagonally. Instead of circling each word when you find it, shade in the boxes. The word COMMUNICATION has been done as an example.

Find the following words:

RESPECT      INTEGRITY      GENEROUS      HONEST  
 TRUE      PERCEPTION      TEAMWORK      LANGUAGE

T	E	A	N	O	H	B	C	D	F	G	R	I	U	H
J	K	M	E	L	O	N	P	Q	R	S	G	S	T	A
W	X	W	S	Y	Z	A	E	B	C	D	E	R	Y	F
G	H	O	T	J	K	L	I	A	Z	N	T	R	R	R
S	V	R	K	T	W	M	M	O	X	Y	N	Z	U	S
C	D	F	G	H	U	J	K	L	C	M	I	N	P	E
P	E	R	Q	N	R	S	T	V	W	X	Y	Z	B	C
D	C	A	E	I	F	G	H	U	J	K	S	L	M	G
N	E	O	P	C	Q	T	C	E	P	S	U	R	U	E
V	P	W	X	A	Y	Z	B	C	S	F	O	R	E	N
G	T	H	J	K	T	L	M	Q	E	P	N	G	U	A
I	O	N	R	S	T	I	O	N	R	B	A	X	Y	G
B	Q	A	F	J	L	P	R	T	C	G	L	K	L	E

Look carefully at the boxes you have filled in. You should be able to see five capital letters. Rearrange those letters to spell a word that fits in the following sentence.

Don't bully others in person or online and don't stand by while someone is bullying or being bullied - always remember to do the RIGHT thing.

**\*\*\*TEACHER ANSWER KEY\*\*\***

**DIRECTIONS:** Some words from the laser assembly are hidden in the grid below. The words are not hidden in straight lines. The letters in each word can be connected to each other up, down, left, right, or diagonally. Instead of circling each word when you find it, shade in the boxes. The word COMMUNICATION has been done as an example.

Find the following words:

RESPECT      INTEGRITY      GENEROUS      HONEST  
 TRUE      PERCEPTION      TEAMWORK      LANGUAGE

T	E	A	N	O	H	B	C	D	F	G	R	I	U	H
J	K	M	E	L	O	N	P	Q	R	S	G	S	T	A
W	X	W	S	Y	Z	A	E	B	C	D	E	R	Y	F
G	H	O	T	J	K	L	I	A	Z	N	T	R	R	R
S	V	R	K	T	W	M	M	O	X	Y	N	Z	U	S
C	D	F	G	H	U	J	K	L	C	M	I	N	P	E
P	E	R	Q	N	R	S	T	V	W	X	Y	Z	B	C
D	C	A	E	I	F	G	H	U	J	K	S	L	M	G
N	E	O	P	C	Q	T	C	E	P	S	U	R	U	E
V	P	W	X	A	Y	Z	B	C	S	F	O	R	E	N
G	T	H	J	K	T	L	M	Q	E	P	N	G	U	A
I	O	N	R	S	T	I	O	N	R	B	A	X	Y	G
B	Q	A	F	J	L	P	R	T	C	G	L	K	L	E

Look carefully at the boxes you have filled in. You should be able to see five capital letters. Rearrange those letters to spell a word that fits in the following sentence.

Don't bully others in person or online and don't stand by while someone is bullying or being bullied - always remember to do the RIGHT thing.

**DIRECTIONS:** Three words from the program are hidden many times in the word search below.

How many times can you find the word PERCEPTION in the puzzle? \_\_\_\_\_

How many times can you find the word BYSTANDER in the puzzle? \_\_\_\_\_

How many times can you find the word CYBERBULLY in the puzzle? \_\_\_\_\_

R N C T E S R E D N A T S Y B Y S T A N D E R N B A N C B  
A R T L B S Y T R A L E C Y B E L P E R C E P T I O N Y B  
U E T Y Y Y D U N E C E B N N Y I L B E I N L O I O S P B  
B S S P N P O B R N L P Y O L T E S U I U E R T I T T Y S  
Y L L U B R E B Y C R L I L T Y T P C B R Y P T A N S P B  
S N Y C O E C R O B L T U C L E I E E E R E P N C T B Y O  
T O O C Y N Y C U P B S B N U R Y T R C E D Y A D S P B  
A Y E I L B C Y B E R B U L L Y B P C R C E B N O T U Y E  
N T D Y T P E R C E P T I O N L Y R E R R E D Y A D S T R  
D L U Y B P E R B O R T P N O I T P E C R E P N C T O B P  
E P O T E B E Y B U L B I T P A S P P B R S D T A P S P L  
R U E N Y P C C L U L E U O E L Y E U T Y E N N I T E Y E  
C C R C T E N E R A L E E L N I B L C L R C D C Y O A E B  
D T E S T E T S T E B L T N L N L I C E A E B P B D N B O  
U N E A L R R E C I P Y Y R E Y E R U P R E D N A T S Y B

Which word did you find the most in the puzzle? \_\_\_\_\_

Each word is hidden in the puzzle the same number of times because it is equally as important to be careful of others' perceptions, not to be a bystander when bullying is going on, and to not use technology to bully others.



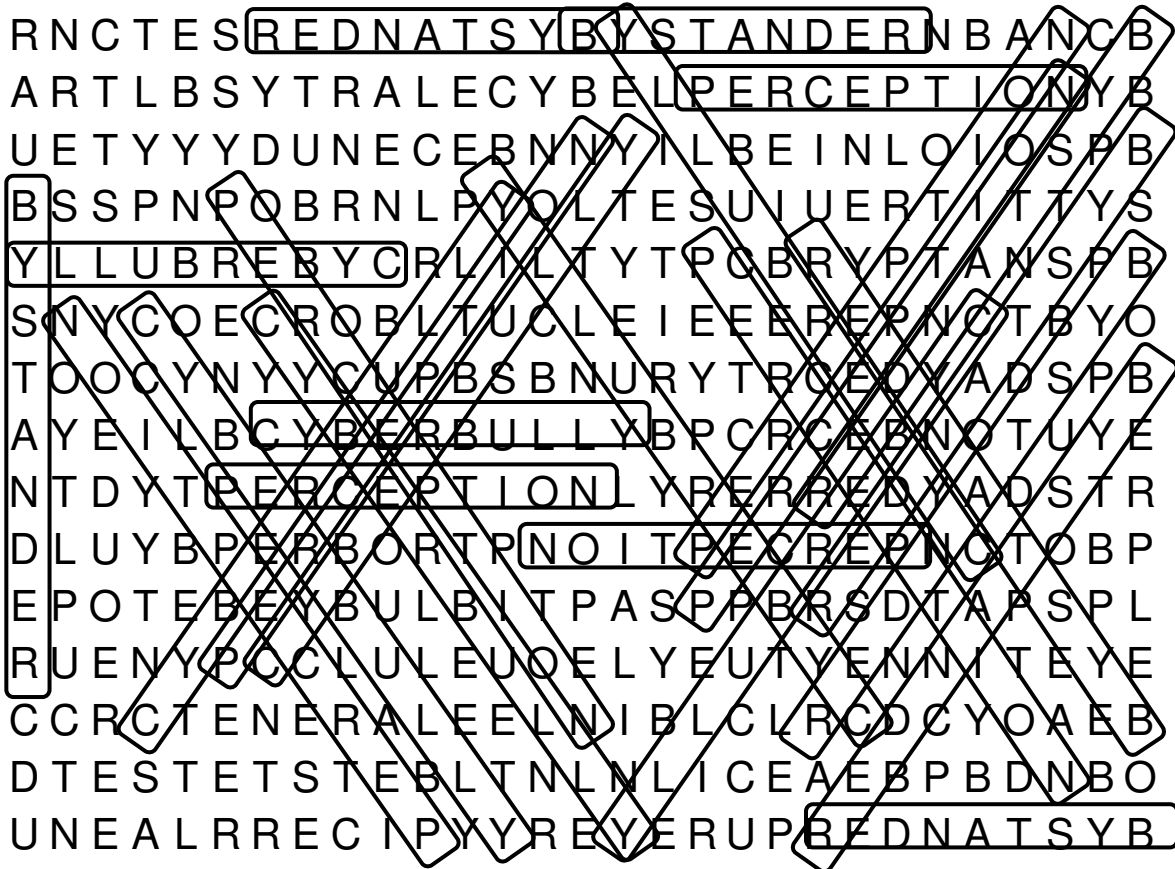
\*\*\*TEACHER ANSWER KEY\*\*\*

**DIRECTIONS:** Three words from the program are hidden many times in the word search below.

How many times can you find the word PERCEPTION in the puzzle? 9

How many times can you find the word BYSTANDER in the puzzle? 9

How many times can you find the word CYBERBULLY in the puzzle? 9



Which word did you find the most in the puzzle? ALL WORDS APPEAR 9 TIMES

Each word is hidden in the puzzle the same number of times because it is equally as important to be careful of others' perceptions, not to be a bystander when bullying is going on, and to not use technology to bully others.